



lumini Solucoes em Iluminacao LTDA  
www.lumini.com.br  
Email:laboratorio@lumini.com.br  
Tel:+55 11 3437-5555 Fax:+55 11 3437-5555  
Address:Rua Ferreira Viana, 716 - Socorro - São Paulo/SP

---

## lumini

---

LumCAT:

Luminaire: spy r e fc

LampCAT: modulo led 1W 30K irc 90

Ballast type: LED driver 350mA

Report No:

Voltage(V): 127.9800

Test No:

Current(A): 0.0300

Number of Lamps: 1

Power (W): 1.5070

Lamp flux(lm): 131.0

PF: 0.3910

Length(mm): 18

Width(mm): 18

Phm Type: C

Height(mm): 0

---

## Photometric Results

---

Lumens(lm): 71.05, Efficiency(%): 54.24% , Luminous Efficacy(lm/W): 47.15

Central intensity(cd): 369.692, Maximum intensity(cd): 369.692

Angle of maximum intensity: C=0.0  $\gamma$ =0.0

Beam angle of C0 plane : 23.62

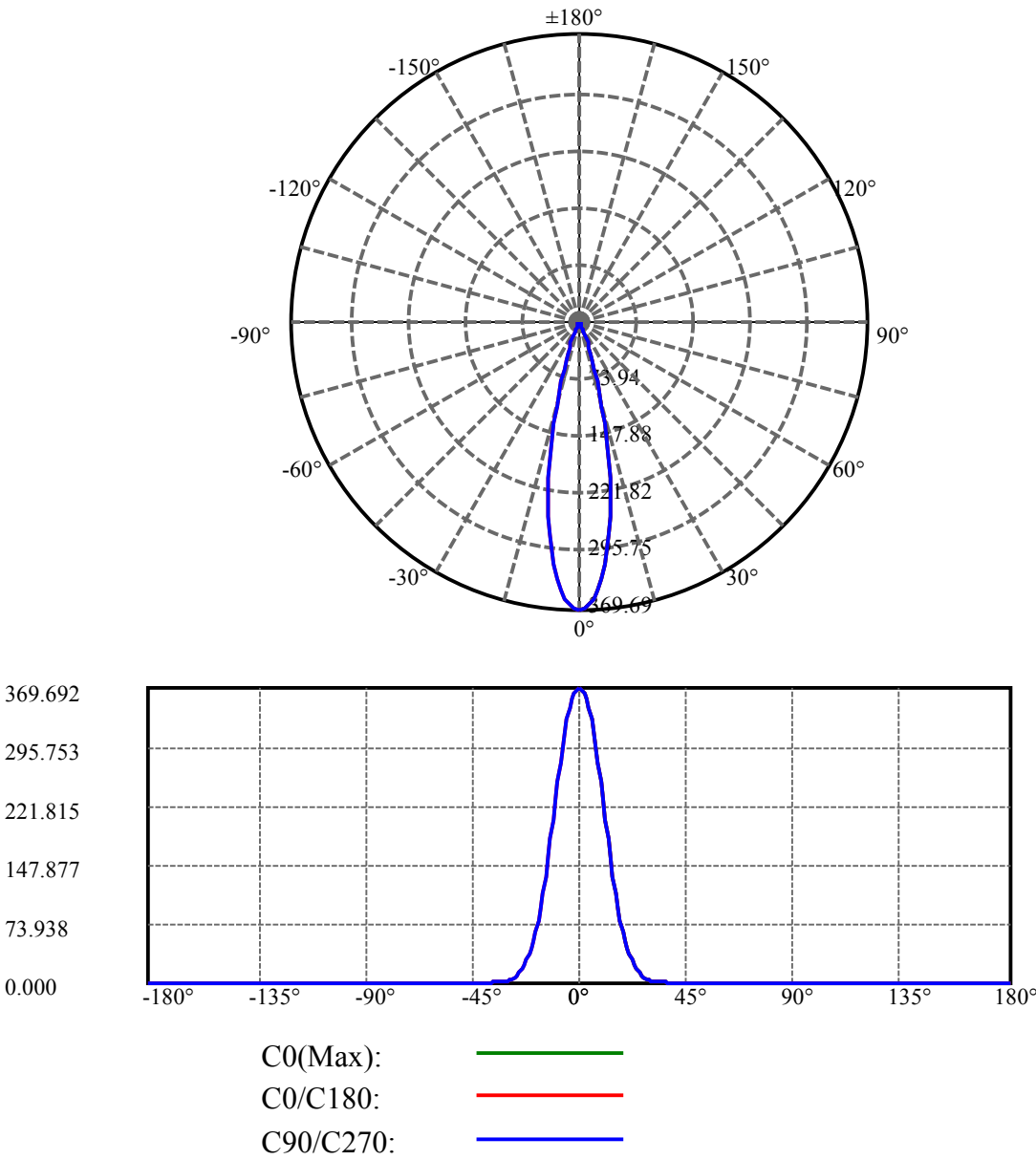
Aveage BeamAngle(IEC 61341):23.62

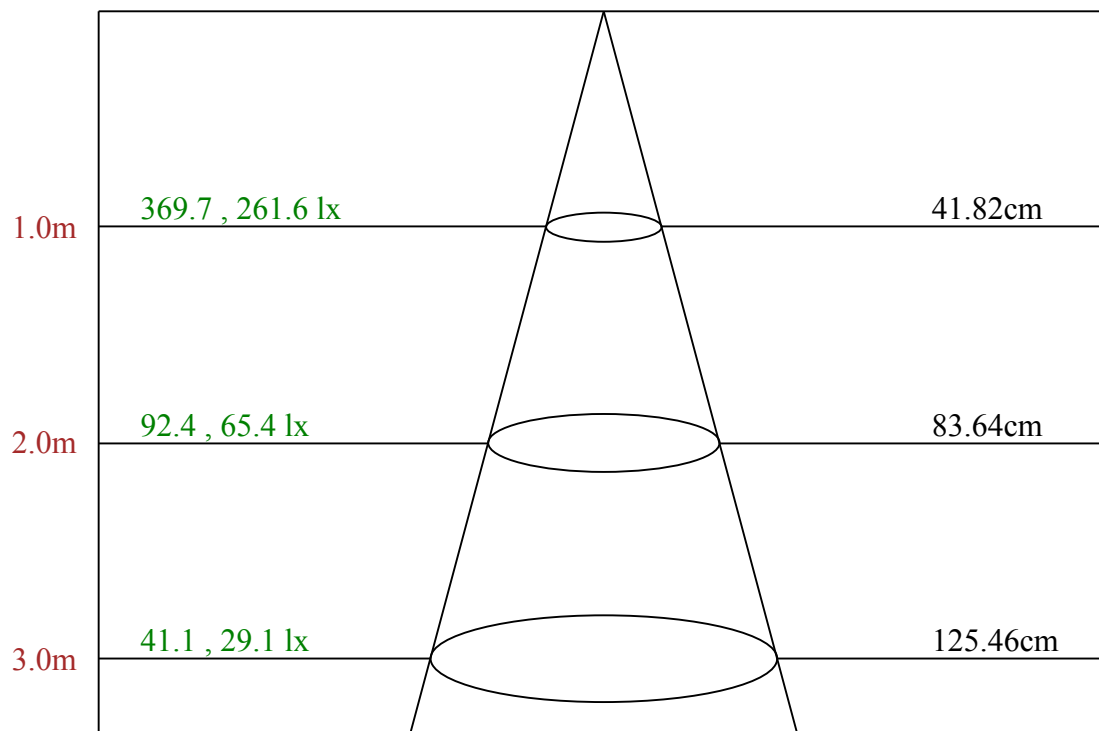
---

Equipment: equipamento lumini  
Temperature(°C): 25.5

Date: 15/05/2025  
Humidity(%): 60.0%

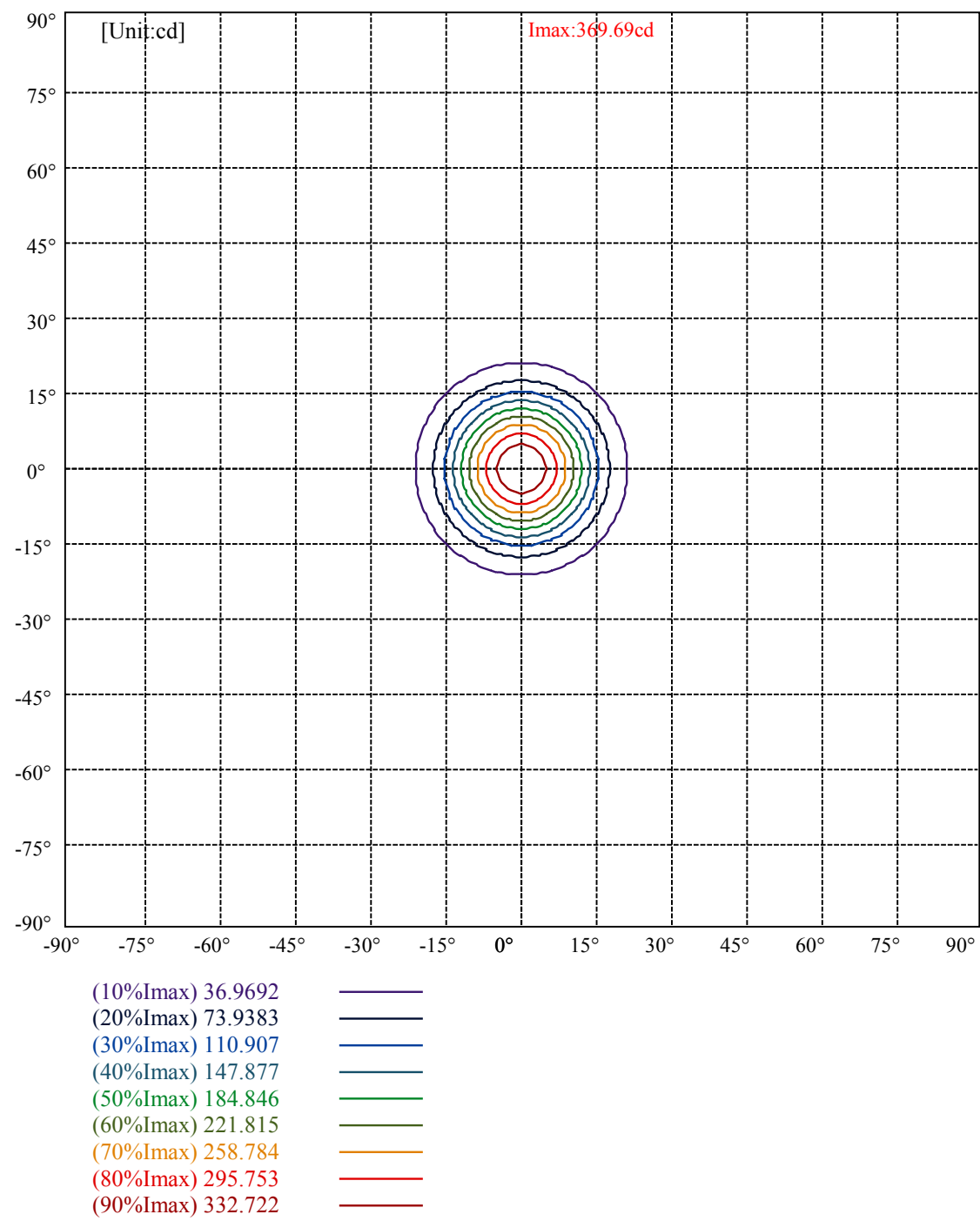
Operator: 01  
Distance(m): 6.90





Max , Ave

Beam angle of C0 plane 23.62



## lumini

### Luminance Limiting Curve(no luminous side)

Appendix Page: 5 Total:6

Luminance Table

$\gamma$	45	50	55	60	65	70	75	80	85
C0	2598	1972	1377	1653	1782	2256	2910	4231	8851
C45	2598	1972	1377	1653	1782	2256	2910	4231	8851
C90	2598	1972	1377	1653	1782	2256	2910	4231	8851

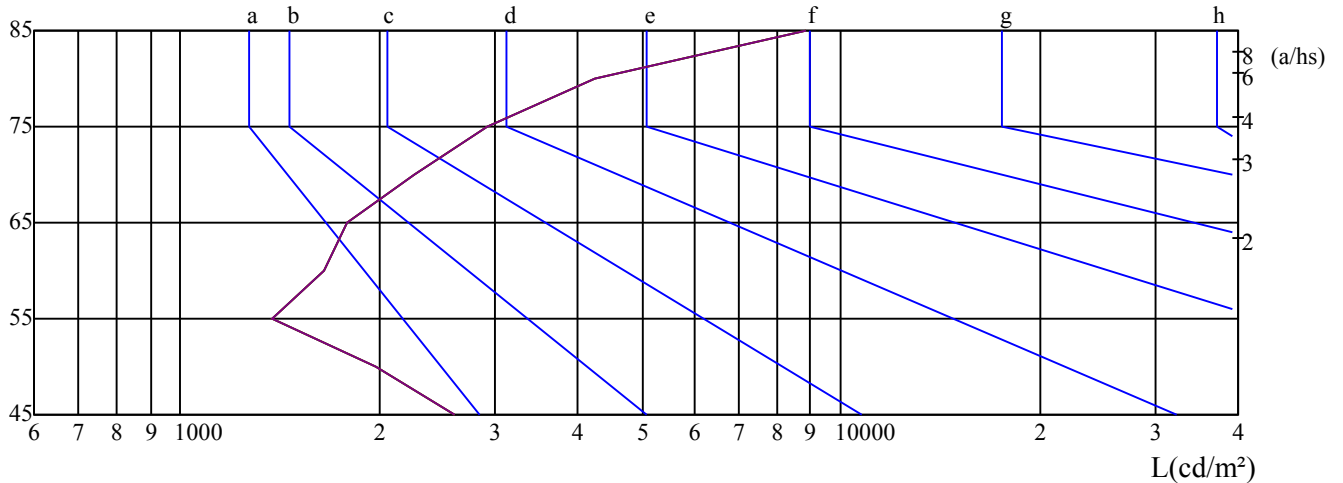
L(Hor)(65)	L(Ver)(65)	L45(65)	L(Hor)(75)	L(Ver)(75)	L45(75)	L(Hor)(85)	L(Ver)(85)	L45(85)
1782	1782	1782	2910	2910	2910	8851	8851	8851

Glare Table

Glare	Quality	Service Values Illuminance(lx)							
1.15	A	2000	1000	500	$\leq 300$				
1.5	B		2000	1000	500	$\leq 300$			
1.85	C			2000	1000	500	$\leq 300$		
2.2	D				2000	1000	500	$\leq 300$	
2.55	E					2000	1000	500	$\leq 300$
		a	b	c	d	e	f	g	h

Luminance Limiting Curve

$\gamma(^{\circ})$



C0 ———

C45 ———

C90 ———

Equipment: equipamento lumini  
Temperature( $^{\circ}$ C): 25.5

Date: 15/05/2025  
Humidity(%): 60.0%

Operator: 01  
Distance(m): 6.90

Illumination assessment according UGR											
Rf of Ceiling	70	70	50	50	30	70	70	50	50	30	
Rf of Wall	50	30	50	30	30	50	30	50	30	30	
Rf of Floor	20	20	20	20	20	20	20	20	20	20	
Room dimensions		Viewed crosswise					Viewed endwise				
X	Y										
2H	2H	4.98	5.87	5.39	6.23	6.60	6.01	6.90	6.41	7.26	7.63
	3H	6.49	7.28	6.92	7.66	8.07	7.17	7.97	7.60	8.35	8.75
	4H	7.68	8.41	8.12	8.81	9.24	8.03	8.77	8.48	9.17	9.59
	6H	9.18	9.85	9.65	10.28	10.73	9.32	9.98	9.78	10.41	10.86
	8H	10.17	10.81	10.64	11.24	11.71	10.13	10.77	10.60	11.21	11.67
	12H	11.19	11.79	11.66	12.23	12.70	11.16	11.77	11.63	12.21	12.68
4H	2H	5.29	6.02	5.73	6.42	6.85	6.16	6.89	6.61	7.30	7.72
	3H	7.19	7.81	7.66	8.25	8.72	7.71	8.33	8.18	8.77	9.24
	4H	8.74	9.28	9.23	9.75	10.25	8.92	9.45	9.40	9.92	10.42
	6H	10.44	10.91	10.95	11.41	11.91	10.46	10.93	10.98	11.43	11.93
	8H	11.58	12.02	12.11	12.52	13.05	11.46	11.89	11.98	12.39	12.92
	12H	12.76	13.16	13.29	13.65	14.22	12.68	13.08	13.21	13.57	14.14
8H	4H	9.33	9.76	9.85	10.26	10.79	9.46	9.89	9.98	10.39	10.92
	6H	11.29	11.64	11.83	12.16	12.72	11.29	11.65	11.84	12.17	12.73
	8H	12.66	12.96	13.23	13.52	14.07	12.53	12.83	13.10	13.39	13.94
	12H	14.07	14.29	14.65	14.85	15.42	13.99	14.22	14.57	14.77	15.35
12H	4H	9.48	9.88	10.01	10.37	10.95	9.60	10.01	10.13	10.50	11.07
	6H	11.60	11.90	12.17	12.46	13.01	11.60	11.90	12.18	12.46	13.01
	8H	13.04	13.27	13.62	13.82	14.40	12.93	13.15	13.51	13.71	14.28
Variation with the observer position at spacings:											
S = 1.0H		0.7/-1.1					0.7/-1.1				
S = 1.5H		0.6/-1.2					0.6/-1.2				
S = 2.0H		0.6/-1.1					0.6/-1.1				
Standard tables:		BKBF					BKBF				
Uncorrected UGR		-5.4					-5.4				

依据CIE Publ. 117 计算 UGR, S/H = 0.25